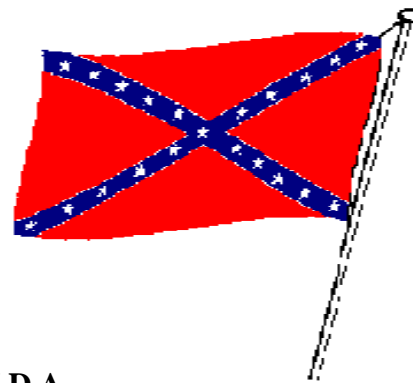


# DIXIE LINERS



Tel: 01375 386679 --- Mobile 07803081902  
Dave & Ann Good - Approved Instructors - By - B.W.D.A  
Members - Of - C.W.D.C.(UK)

E-mail address [dixieliners.1@btinternet.com](mailto:dixieliners.1@btinternet.com)

[www.dixieliners.1.btinternet.co.uk](http://www.dixieliners.1.btinternet.co.uk)

## THE HAMS JAM

### 64 COUNT

#### ONE WALL LINE DANCE

#### BEATS

#### DANCE STEPS

SEC 1 SIDE STEP-TOE TOUCHES-CROSS STEP-SIDE STEP-TOE TOUCHES

1--2 Step right to right side, touch left toes across in front of right

3--4 Touch left toes to left side. Cross step left over right.

5--6 Step right to right side, touch left toes across in front of right

7--8 Touch left toes to left side, touch left toes across in front of right.

SEC 2 CHASSE LEFT-BACK ROCK-CHASSE RIGHT-BACK ROCK

9&10 Step left to left side, close right beside left, step left to left side.

11--12 Rock back on right, rock forward onto left.

13&14 Step right to right side, close left beside right, step right to right side.

15--16 Rock back on left, rock forward onto right.

SEC 3 SIDE STEP-TOE TOUCHES-CROSS STEP-SIDE STEP-TOE TOUCHES

17--18 Step left to left side, touch right toes across in front of left.

19--20 Touch right toes to right side, cross step right over left.

21--22 Step left to left side, touch right toes across in front of left

23--24 Touch right toes to right side, touch right toes across in front of left.

SEC 4 CHASSE RIGHT-BACK ROCK-CHASSE LEFT BACK ROCK

25&26 Step right to right side, close left beside right, step right to right side.

27--28 Rock back on left, rock forward onto right.

29&30 Step left to left side, close right beside left, step left to left side.

31--32 Rock back on right, rock forward onto left.

SEC 5 RIGHT SIDE STRUT-CROSS STRUT-CHASSE RIGHT-BACK ROCK.

33--34 Step right toe to right side, drop right heel to floor taking weight

35--36 Cross step left toe across right, drop left heel to floor taking weight

37&38 Step right to right side, close left beside right, step right to right side.

39--40 Rock back on left, rock forward onto right.

SEC 6 LEFT SIDE STRUT-CROSS STRUT-CHASSE LEFT-BACK ROCK.

41--42 Step left toe to left side, drop left heel to floor taking weight

43--44 Cross step right toe across left, drop right heel to floor taking weight

45&46 Step left to left side, Close right beside left, step left to left side.

47--48 Rock back on right, rock forward onto left.

SEC 7 VINE RIGHT WITH 1/2 TURN RIGHT & SCUFF-CHASSE LEFT-BACK ROCK

49--50 Step right to right side, cross left behind right

51--52 Step right to right side, turning 1/2 turn right scuff left foot forward.

53&54 Step left to left side, close right beside left, step left to left side.

55--56 Rock back on right, rock forward onto left.

SEC 8 VINE RIGHT WITH 1/2 TURN RIGHT & SCUFF-CHASSE LEFT-BACK ROCK.

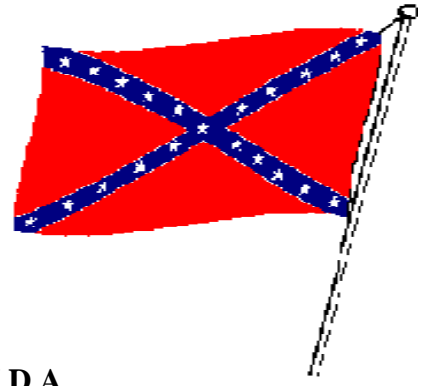
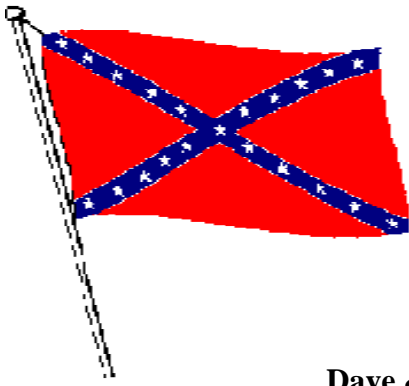
57--64 REPEAT STEPS 49--56 ALL OF SECTION 7

Choreographed By:-'Peter Metelnick'

Choreographed To:-'Stand By Your Man' By The Dixie Chicks

Suggested Music:-'I'll Take Texas'By Vince Gill . The Hustle By Scooter Lee

# DIXIE LINERS



**Tel: 01375 386679 --- Mobile 07803081902**

**Dave & Ann Good - Approved Instructors - By - B.W.D.A  
Members - Of - C.W.D.C.(UK)**

**E-mail address [dixieliners.1@btinternet.com](mailto:dixieliners.1@btinternet.com)**

**[www.dixieliners.1.btinternet.co.uk](http://www.dixieliners.1.btinternet.co.uk)**

