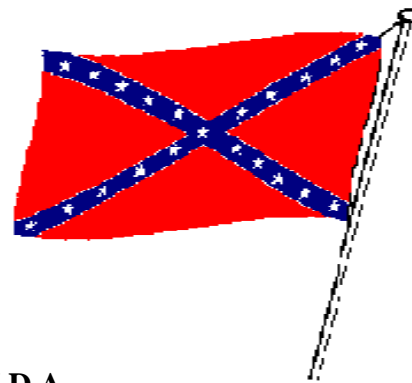
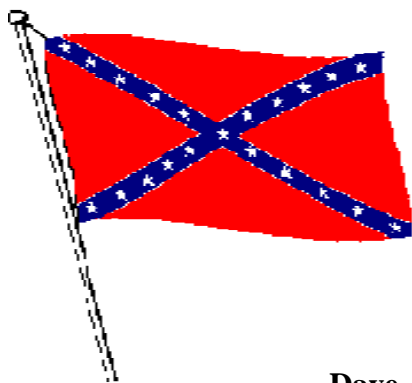


DIXIE LINERS



Tel: 01375 386679 --- Mobile 07803081902
Dave & Ann Good - Approved Instructors - By - B.W.D.A
Members - Of - C.W.D.C.(UK)
E-mail address dixieliners.1@btinternet.com

PINA COLADA CHA CHA

TWO WALL LINE DANCE

BEATS	DANCE STEPS
SECTION 1	ROCK STEPS. 1/4 TURN SHUFFLE. ROCK STEPS TRIPLE STEP
1--2	Rock forward onto right foot, rock back onto left foot.
3 & 4	Step right foot 1/4 turn to the right, close left foot to right foot, step right foot forward.
5--6	Rock forward onto left foot, rock back onto right foot.
7 & 8	Triple step in place, (Left, Right, Left.)
SECTION 2	STEP, PIVOT 1/2 TURN LEFT, FORWARD SHUFFLES X 2, ROCK STEP
9--10	Step forward on right foot , pivot 1/2 turn to the left.
11 & 12	Step forward on right foot, close left foot to right foot, step forward on right foot.
13 & 14	Step forward on left foot, close right foot to left foot, step forward on left foot.
15--16	Rock back onto right foot, rock forward onto left foot,
SECTION 3	REPEAT
17--32	Repeat steps 1--16 (section 1 & section 2)
SECTION 4	RIGHT GRAPEVINE, TRIPLE STEP, WEAVE RIGHT.
33--34	Step right foot to right side, cross left foot behind right foot.
35 & 36	Triple step on the spot (Right, Left, Right,)
37--38	Cross left foot over right foot, step right foot to right side.
39--40	Cross left foot behind right foot, step right foot to right side
SECTION 5	LEFT GRAPEVINE, TRIPLE STEP, WEAVE LEFT.
41--42	Step left foot to left side, cross right foot behind left foot.
43 & 44	Triple step on the spot (Left, Right, Left.)
45--46	Cross right foot over left foot, step left foot to left side.
47--48	Cross right foot behind left foot, step left foot to left side.
SECTION 6	SLOW ROCK FORWARD, TRIPLE STEP X 2
49--50	Step right foot forward & slowly roll hips for two beats.
51 & 52	Triple step in place (Left, Right, Left,)
53--56	Repeat steps (49--52)
SECTION 7	ROCK, TRIPLE STEP, ROCK, STEP, HOLD, STEP, STEP.
57	Rock forward onto right foot.
58 & 59	Triple step on the spot (Left, Right, Left,)
60--61	Rock back onto right foot, step left foot in place.
62	Hold.
63--64	Step forward on right foot, step forward on left foot.
NOTE;	STEPS 63--64 These two steps are danced on the words BRING-- ME as the tempo of the music slows. On the 2nd wall the tempo remains in normal time for these two steps which are followed by the bridge steps, On the 4th wall the tempo slows again this time FOUR steps are danced (R,L,R,L,) on the Words BRING, BRING, BRING, ME, For Added effect sing along with Garth

BRIDGE The instrumental bridge is heard at the end of the 2nd wall only, Dance the following Steps to fill in the bridge then return to the beginning of the dance and continue as normal.

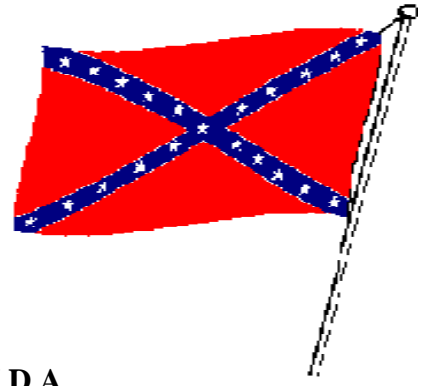
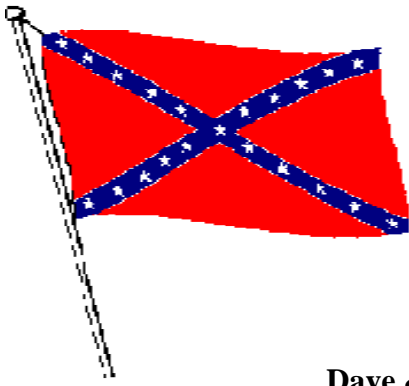
BRIDGE

1--2	Rock forward onto right foot, rock back onto left foot.
3 & 4	Triple step in place (Right, Left, Right,)
5--6	Rock forward onto left foot, rock back onto right foot,
7 & 8	Triple step in place, (Left, Right, Left,)
9--10	Step forward on right foot pivot 1/2 turn to the left
11--20	Repeat steps 1--10 of bridge Start dance again from section 1

Choreographer- Judy McDonald

Choreographed to the music- Two Pina Colada's By Garth Brooks

DIXIE LINERS



Tel: 01375 386679 --- Mobile 07803081902

**Dave & Ann Good - Approved Instructors - By - B.W.D.A
Members - Of - C.W.D.C.(UK)**

E-mail address dixieliners.1@btinternet.com