


DIXIE LINERS



Tel: 01375 386679

Dave & Ann Good - Approved Instructors - By - B.W.D.A

Members - Of - C.W.D.C.(UK)

e-mail address dixieliners.1@btinternet.com

LOUISIANA LOU

64 COUNT

4 WALL LINE DANCE

BEATS

DANCE STEPS

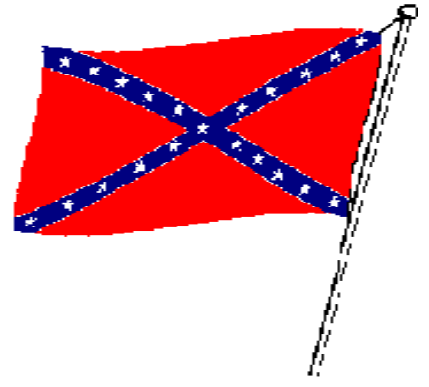
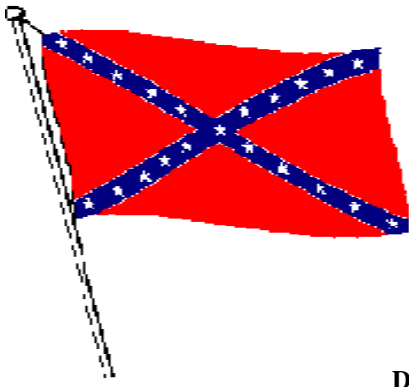
SEC 1	RIGHT TOE TOUCH & CHASSE RIGHT - BACK ROCK.
1-2	Touch right toe diagonally forward right, touch right toe across in front of left.
3-4	Touch right toe diagonally forward right, touch right toe across in front of left.
5&6	Step right to right side, step left next to right, step right to right side.
7-8	Cross rock left behind right, recover weight back onto right.
SEC 2	LEFT TOE TOUCH & CHASSE LEFT - BACK ROCK.
9-10	Touch left toe diagonally forward left, touch left toe across in front of right.
11-12	Touch left toe diagonally forward left, touch left toe across in front of right.
13&14	Step left to left side, step right next to left, step left to left side.
15-16	Cross rock right behind left, recover weight back onto left.
SEC 3	SIDE TOUCH CROSS STEPS X 2 - SCOOTs BACK - STEP & TOUCH
17-18	Touch right toe to right side, cross step right over left
19-20	Touch left toe to left side, cross step left over right .
21-22	Scoot back TWICE on left foot - hitching right foot behind left knee.
23-24	Step back on right foot, touch left toe next to right instep.
SEC 4	STEP - 1/2 PIVOT TURN RIGHT - STEP - SCOOT FORWARD - STOMPS - CLAP.
25-26	Step forward on left foot pivot 1/2 turn right looking over right shoulder.
27-28	Step forward on left, scoot forward on left foot.
29-30	Stomp right foot in place, stomp left next to right.
31-32	Clap hands TWICE.
SEC 5	RIGHT & LEFT CHASSES WITH 1/2 TURNS & 1/2 TURNING ROCK STEPS.
33&	Step right to right side, step left beside right.
34	Step right to right side making 1/2 turn right on ball of right.
35-36	Rock left to left side, rock onto right in place making 1/2 turn left.
37&	Step left to left side, step right next to left.
38	Step left to left side making 1/2 turn left on ball of left.
39-40	Rock right to right side, rock onto left in place making 1/2 turn right.
NOTE	You are now facing same wall as when you started this section.
SEC 6	RIGHT SHUFFLE - STEP 1/2 TURN PIVOT RIGHT - LEFT SHUFFLE - STEP 1/2 TURN PIVOT LEFT.
41&42	Step forward right, step left next to right, step forward right.
43-44	Step forward left pivot 1/2 turn to the right.
45&46	Step forward on left, step right next to left, step forward on left.
47-48	Step forward on right, pivot 1/2 turn to the left.
SEC 7	TOE STRUTS FORWARD - TOE STRUTS BACK
49-50	Step right toe forward, drop right heel taking weight .
51-52	Step left heel forward, drop left heel taking weight.
53-54	Step right toe back. Drop right heel taking weight.
55-56	Step left toe back, drop left heel taking weight.
SEC 8	RIGHT & LEFT SHUFFLES FORWARD - STEP 1/4 TURN LEFT - STOMP & CLAP
57&58	Step right foot forward , step left next to right, step right foot forward .
59&60	Step left foot forward, step right next to left, step left foot forward.
61-62	Step forward on right, pivot 1/4 turn left
63-64	Stomp right next to left (with no weight) Clap hands.

Choreographed By:- 'Chris Hodgson'

Choreographed To:- 'Linda Lou' By The Tractors From 'Farmers In A Changing World'

Suggested Music:- 'These Arms' By Dwight Yoakam' (Teach)

DIXIE LINERS



Tel: 01375 386679

Dave & Ann Good - Approved Instructors - By - B.W.D.A

Members - Of - C.W.D.C.(UK)

e-mail address dixieliners.1@btinternet.com

